











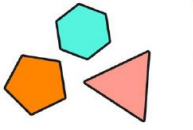
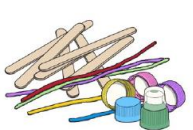
Sculptors use lots of different materials in lots of different ways. To make a sculpture from stone or wood, the artist uses a hammer and chisel to chip pieces away. Clay is a much softer material, and sculptors can make shapes using their hands, and sometimes small tools.




Year 1

CLAY and Sculpture Sticky Stuff

Techniques we use

 sculpture	 sculptor	 sculpting	 installation
 figurative	 abstract	 space	 modern
 techniques	 carve	 shapes	 materials

	Rolling snakes with the clay.		Scratching details with tools.
	Rolling a ball of clay.		Smoothing out the clay.
	Creating holes or hollows.		Squeezing the clay.
	Creating holes or hollows.		Squeezing the clay.
	Pulling and pinching the clay.		Adding pieces to your sculpture.



You can use any material to make a sculpture. A sculpture is different to painting and drawing as it is 3D